





17% Overall Similarity

The combined total of all matches, including overlapping sources, for each database.




Filtered from the Report

- ▶ Bibliography

Match Groups

-  **48 Not Cited or Quoted 17%**
Matches with neither in-text citation nor quotation marks
-  **0 Missing Quotations 0%**
Matches that are still very similar to source material
-  **0 Missing Citation 0%**
Matches that have quotation marks, but no in-text citation
-  **0 Cited and Quoted 0%**
Matches with in-text citation present, but no quotation marks

Top Sources

- 8%  Internet sources
- 9%  Publications
- 11%  Submitted works (Student Papers)

Match Groups

- 48 Not Cited or Quoted 17%**
Matches with neither in-text citation nor quotation marks
- 0 Missing Quotations 0%**
Matches that are still very similar to source material
- 0 Missing Citation 0%**
Matches that have quotation marks, but no in-text citation
- 0 Cited and Quoted 0%**
Matches with in-text citation present, but no quotation marks

Top Sources

- 8% Internet sources
- 9% Publications
- 11% Submitted works (Student Papers)

Top Sources

The sources with the highest number of matches within the submission. Overlapping sources will not be displayed.

1	Student papers	Curtin University LTI on 2026-04-02	4%
2	Internet	journal-gehu.com	3%
3	Internet	ejournal.unisi.ac.id	<1%
4	Internet	journal-isi.org	<1%
5	Publication	"Advances in Smart Knowledge Computing", Springer Science and Business Medi...	<1%
6	Internet	www.yumpu.com	<1%
7	Student papers	Asia Pacific University College of Technology and Innovation (UCTI) on 2022-01-15	<1%
8	Student papers	Abdullah Gul University on 2025-10-27	<1%
9	Internet	journal.irpi.or.id	<1%
10	Internet	pt.scribd.com	<1%

11	Publication	Muhammad Afifudin, Achmad Junaidi, Andreas Nugroho Sihananto, Izzatul Fithri...	<1%
12	Publication	Rolly Junius Lontaan, Semmy Wellem Taju, Jhosua A.G Demakotta, Folken M Man...	<1%
13	Student papers	Swinburne University of Technology on 2020-11-27	<1%
14	Student papers	Universiti Selangor on 2023-06-22	<1%
15	Internet	jidt.org	<1%
16	Internet	jurnal.kdi.or.id	<1%
17	Internet	www.coursehero.com	<1%
18	Student papers	INTI Universal Holdings SDM BHD on 2024-11-24	<1%
19	Publication	Mutiara Andayani Komara, Asep Yusapra Salim, Maulvi Firdaus. "Automated Atte...	<1%
20	Publication	Natasha Resya Anjali, Dini Rosalpina, Indah Tri Meidasari, Dwi Vernanda, Tri Herd...	<1%
21	Student papers	The Hong Kong Polytechnic University on 2007-04-27	<1%
22	Student papers	itera on 2025-02-09	<1%
23	Internet	jescee.universitaspertamina.ac.id	<1%
24	Internet	pdfs.semanticscholar.org	<1%

25	Internet	repository.usd.ac.id	<1%
26	Publication	A. Jose Anand, Saravanan Krishnan. "Smart Technologies for Sustainable Develop...	<1%
27	Student papers	University of Greenwich on 2023-04-06	<1%
28	Student papers	General Sir John Kotelawala Defence University on 2026-02-22	<1%

QRIS-Based Payment System at Loddy's Pet Shop Cirebon

Kosim¹, Asep Kosasih², Angel Immanuel³

^{1,2,3}Sekolah Tinggi Ilmu Komputer Poltek, Cirebon, Indonesia

Article Info

Article history:

Received 2026-01-06

Revised 2026-03-06

Accepted 2026-03-31

Keywords:

Loddy's Pet Shop

Midtrans

Payment System

QRIS

RAD

ABSTRACT

The development of information technology encourages business actors to shift from manual systems to more efficient computerized systems. Loddy's Pet Shop Cirebon still uses manual (non-computerized) transaction recording, which is prone to human error, data loss, and delays in financial reporting. This research aims to design and implement a payment system based on the Quick Response Code Indonesian Standard (QRIS), integrated with the store's cashier system, to facilitate transaction processing and financial recording. The research method used is descriptive, with data collection techniques including observation, interviews, and literature study, while the system development adopts the *Rapid Application Development* (RAD) method. The system is built using PHP and MySQL and integrated with the Midtrans payment service to generate dynamic QRIS codes. The implementation results show that the system can minimize recording errors, accelerate payment processes, generate financial reports automatically, and improve operational efficiency. With this system, Loddy's Pet Shop can enhance service quality and gain a competitive advantage in the digital era.

This is an open-access article under the [CC BY-SA](https://creativecommons.org/licenses/by-sa/4.0/) license.



Corresponding Author:

Kosim

Sekolah Tinggi Ilmu Komputer Poltek, Cirebon, Indonesia

Email: kosimssi81@gmail.com

1. INTRODUCTION

In the digital era, the use of computerized information technology has expanded into almost all sectors of work, including in the business field. Information technology, especially computers, is often used to support company operations. One of its applications is in the payment system for sales activities, which business actors highly need because it plays a crucial role in maintaining business continuity [1]. Loddy's Pet Shop specializes in selling pet care products. The increase in product demand coincides with growing public awareness of the importance of caring for pets.

However, Loddy's Pet Shop is one of the pet stores whose sales system is still not computerized, so the store faces various challenges in its operations, especially in transaction recording, which is done by writing in receipt books and is not yet integrated with stock

1 systems or sales reports. This non-computerized recording is highly vulnerable to human error, such as entering incorrect prices or quantities of goods, or forgetting to record transactions [2].

In addition to errors in recording, the admin also needs time to correct receipts, which causes customers to queue and become unwilling to wait [3]. In fact, sales are an important part of in company's operations. If management is not carried out optimally, it can harm the company by reducing profits and decreasing revenue [4].

The problem at Loddy's Pet Shop is inefficiency in managing transactions and stock due to a non-computerized system, which makes recording prone to human error. Therefore, the application of technology is expected to bring significant benefits in increasing the efficiency and accuracy of records, enabling Loddy's Pet Shop to be more competitive in the pet shop industry [5].

The uniqueness and difference of this research compared to other studies is that it focuses on developing a system integrated with both cash and Quick Response Code Indonesian Standard (QRIS) payments [6], specifically designed for Loddy's Pet Shop. Some other studies may focus solely on sales systems without QRIS integration. With QRIS, transaction efficiency and security can be improved, both in digital payments and product tracking [7], [8].

14 The purpose of this study is to design a financial information system accessible via a localhost server. This system can provide financial and other pet product-related information, such as income and expenses, making it easier for admins to obtain accountability information and record payments quickly, easily, accurately, and systematically [9].

2. METHOD

20 The research method applied in this writing is the descriptive method, as the author conducted research through direct observation and field study to examine the recording process, payment, and other activities at Loddy's Pet Shop [10]. The techniques applied in this study are as follows:

1. Observation

The first method is to observe the object being studied. Observation refers to the process of observing the conditions and situations of the research object [11]. The author conducted participatory observation in the admin section by examining the payment process used. Based on the observation results, when the admin calculated the total payment, errors and inaccuracies were found, requiring recalculation.

2. Interview

The second method is conducting interviews. In conducting interviews, it is preferable that the interviewee not know the interviewer's intention and purpose, so that the results are as expected [11].

The author interviewed the Store Manager and customers to collect the necessary data for this study. From the interview results, the Store Manager stated that store operations could still run smoothly without financial reports, as he preferred to focus on

1

<https://doi.org/10.58421/misro.v5i1.1008>

1131

activities that directly generated income rather than preparing them. Meanwhile, some customers admitted that they felt reluctant to wait when the store was crowded.

3. Literature Review

The third method is to collect data by studying theories and concepts from the literature relevant to the research problem. Data were obtained from various sources, such as books accessed through libraries and journals obtained online, which are relevant to the issues being studied, thus providing useful information to complete the research [12].

The author conducted a literature review by gathering references from books available on the Google Books website, physical books obtained from Gramedia, relevant online journals and internal documents from 'Loddy's Pet Shop'.

Rapid Application Development (RAD) is an object-oriented system development approach that utilizes methods and software tools to accelerate the development of information systems [13], [14]. Its purpose is to shorten the development cycle, particularly between the design and implementation stages, by combining structured techniques, prototyping, and joint application design [15], [16]. In this study, the RAD method is used as a guideline for application development, which includes requirement planning, system design, development, and implementation stages [17].

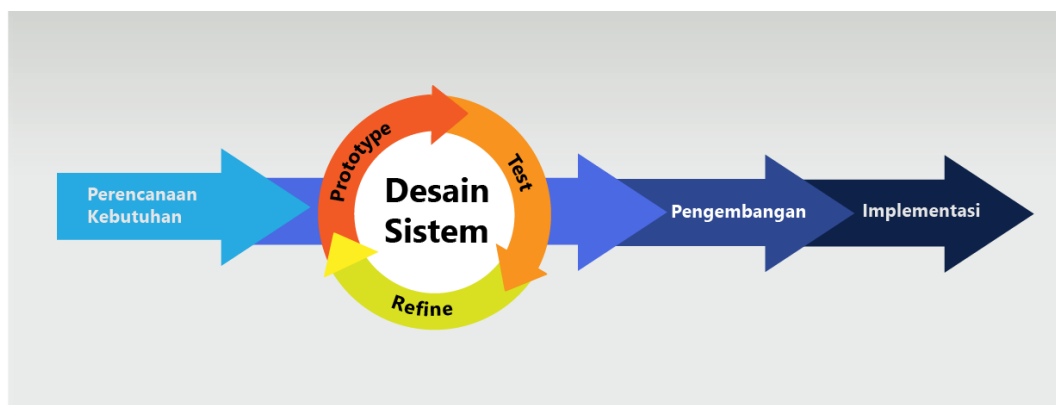


Figure 1. Stages of the RAD Method

Requirement Planning is the process of analyzing the systems users need for operational activities at Loddy's Pet Shop, which are currently carried out manually, such as in the transaction recording system for sales and purchases, including sales data and product data. Additionally, for the Owner/Store Manager, the process of checking available stock is still done manually, item by item.

Flow Map

A Flow Map is a combination of a map and a flowchart used to illustrate the movement of an object or the flow of a process from one location to another [18]. An illustration of this flow is shown in the following figure.

17

16

24

21

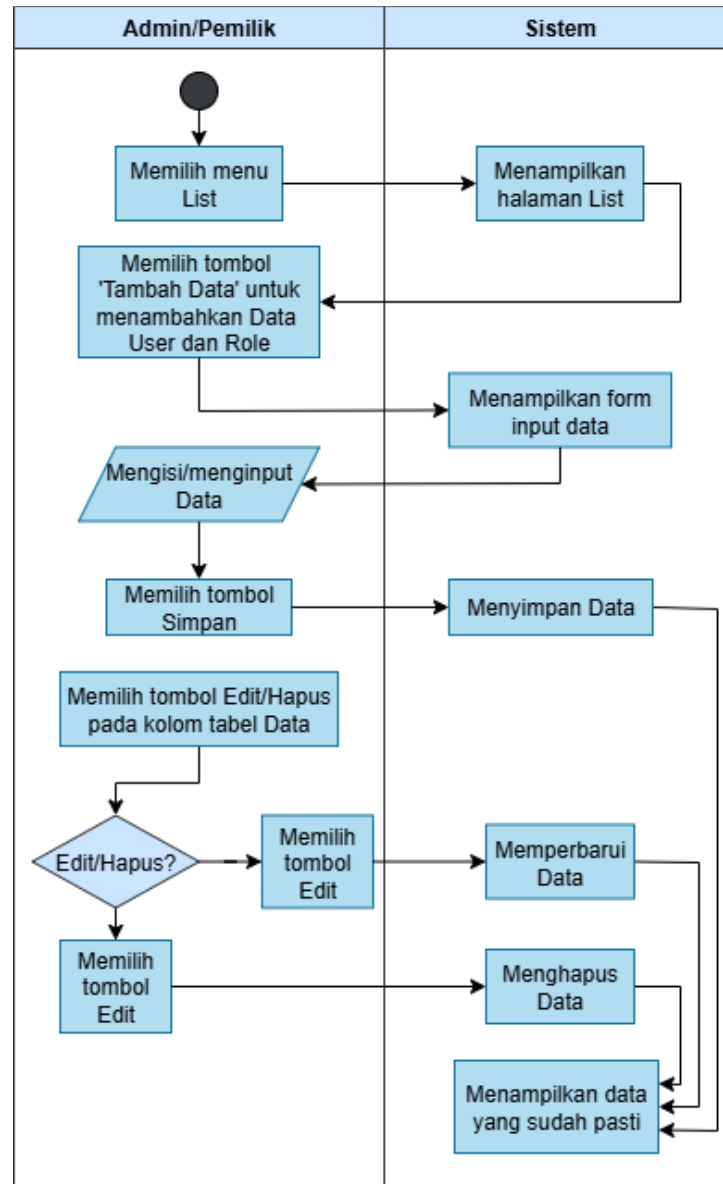


Figure 2. Flow Map (Input Data, User, dan Role)

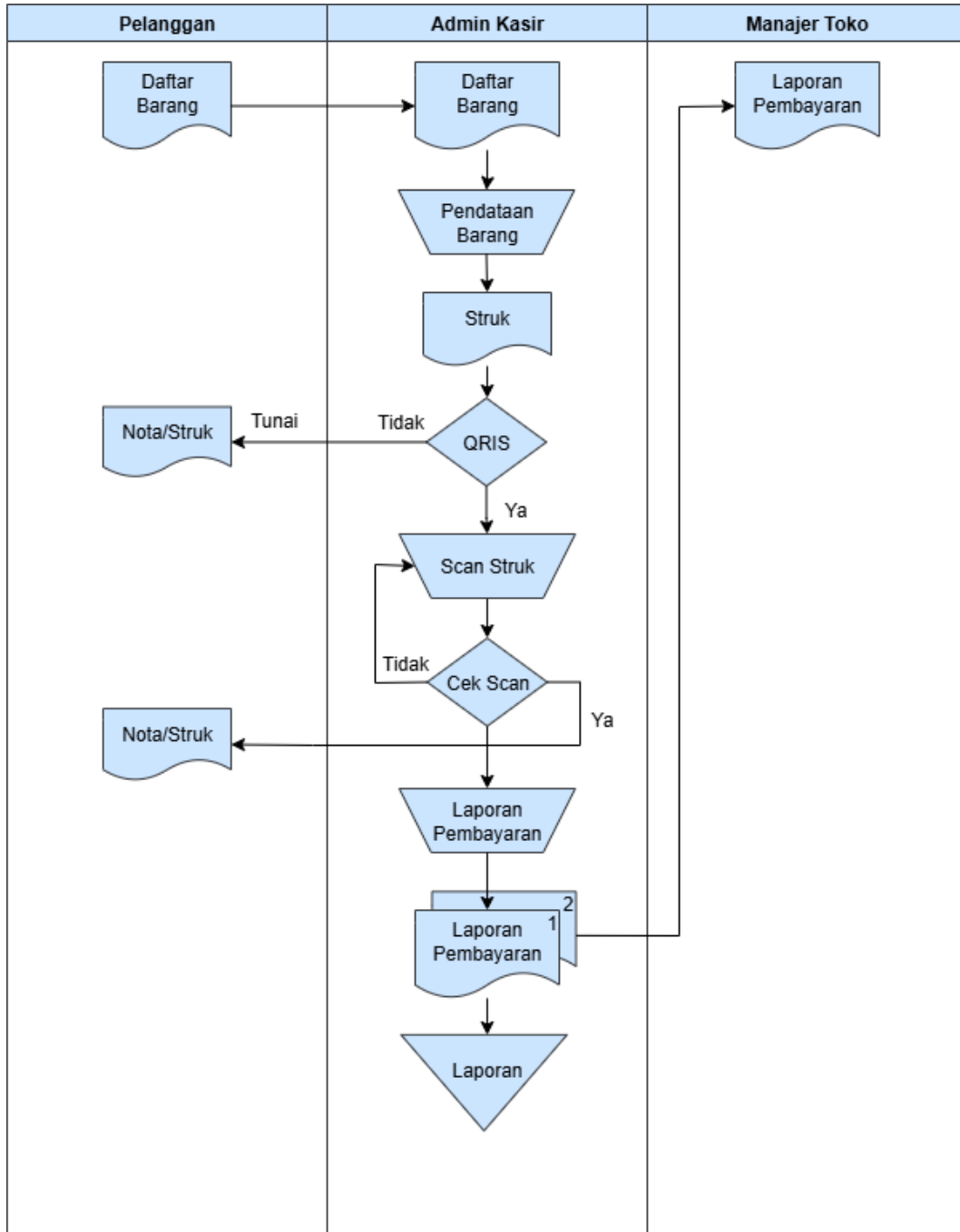


Figure 3. Payment Flow Map

Use Case Diagram

Here is the Use Case Diagram that illustrates the interaction of three main actors: Warehouse Admin, Cashier Admin, and Store Manager, with the system, where the User actor represents all three roles [19].

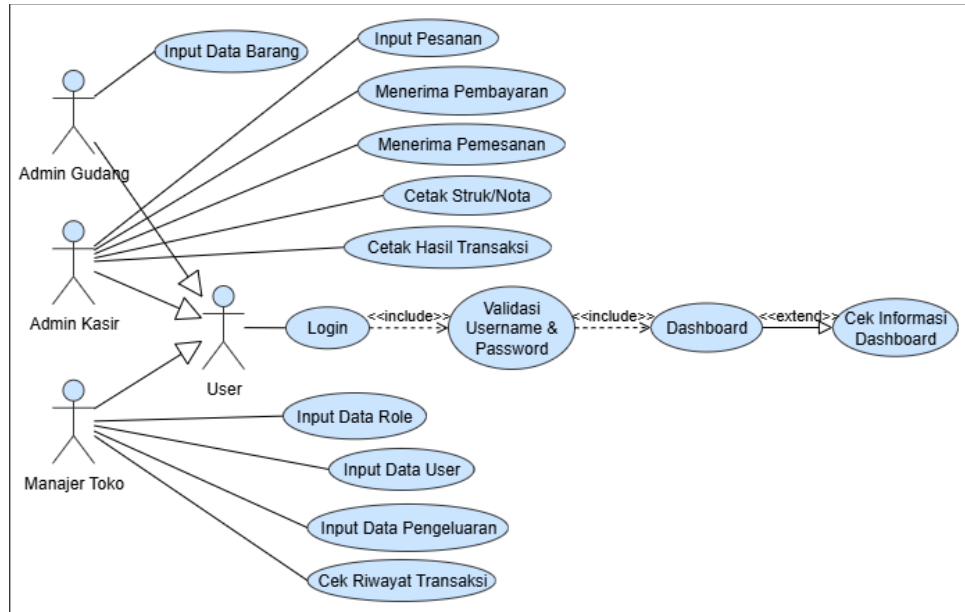


Figure 4. Use Case Diagram

Class Diagram

A Class Diagram represents the static structure of a system. One object of a class can be associated with multiple objects from another class [20].

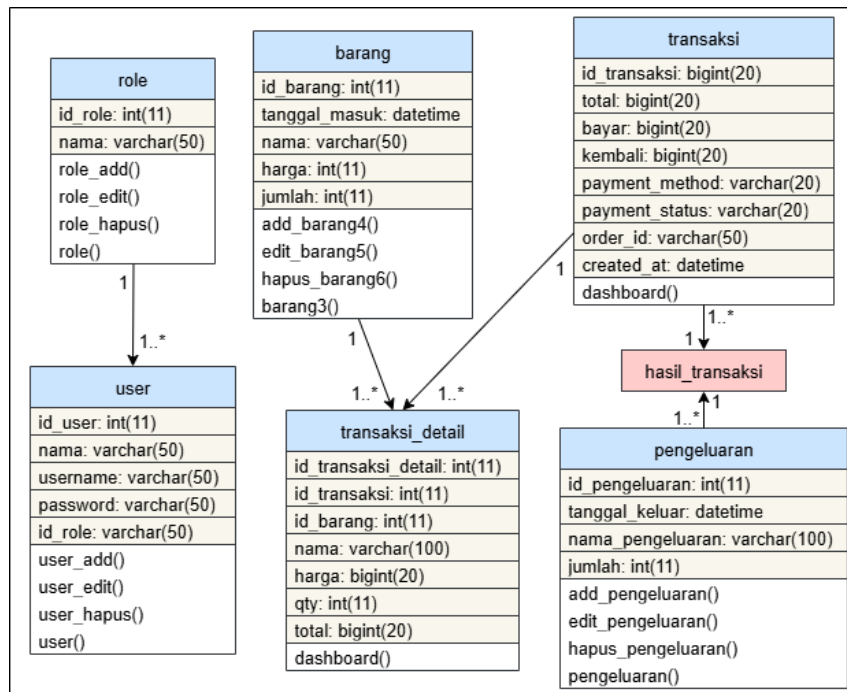


Figure 5. Class Diagram

Activity Diagram

An Activity Diagram depicts the workflow or sequence of activities. The following is an illustration of an activity diagram.

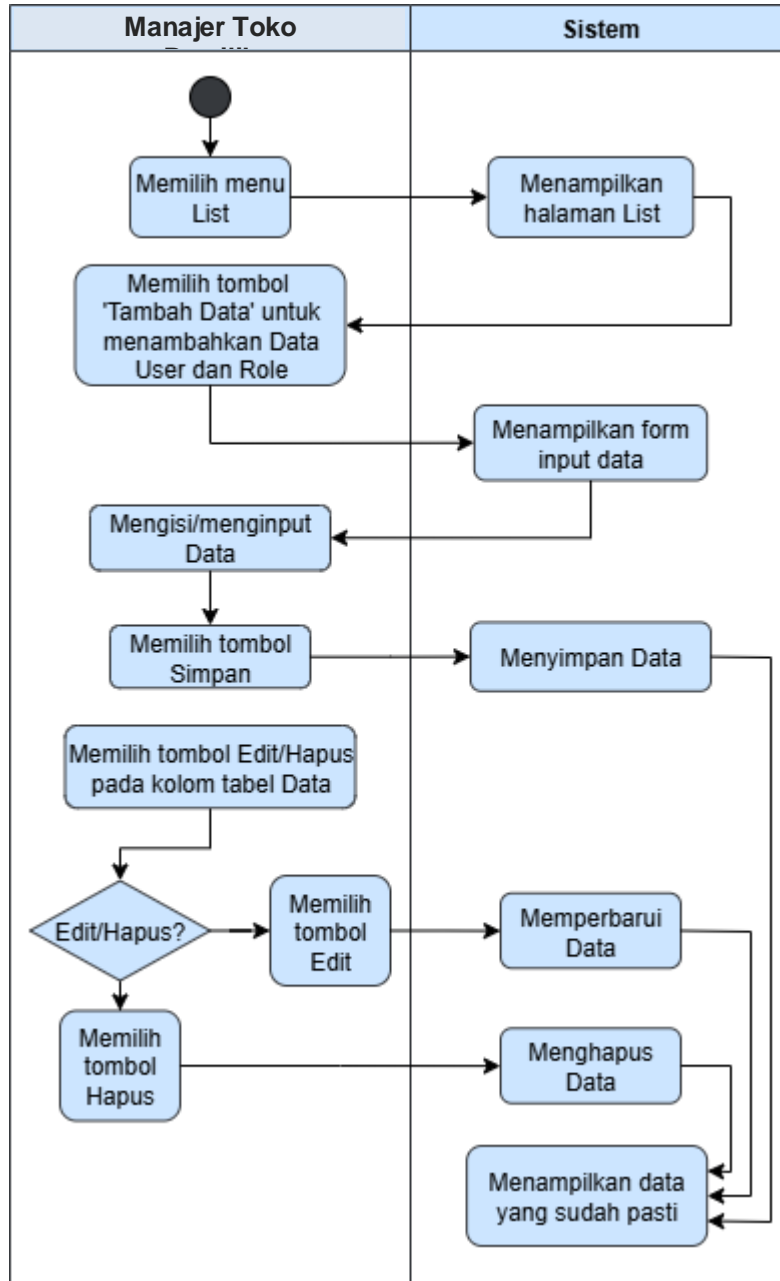


Figure 6. Activity Diagram (Input Data, User, and Role)

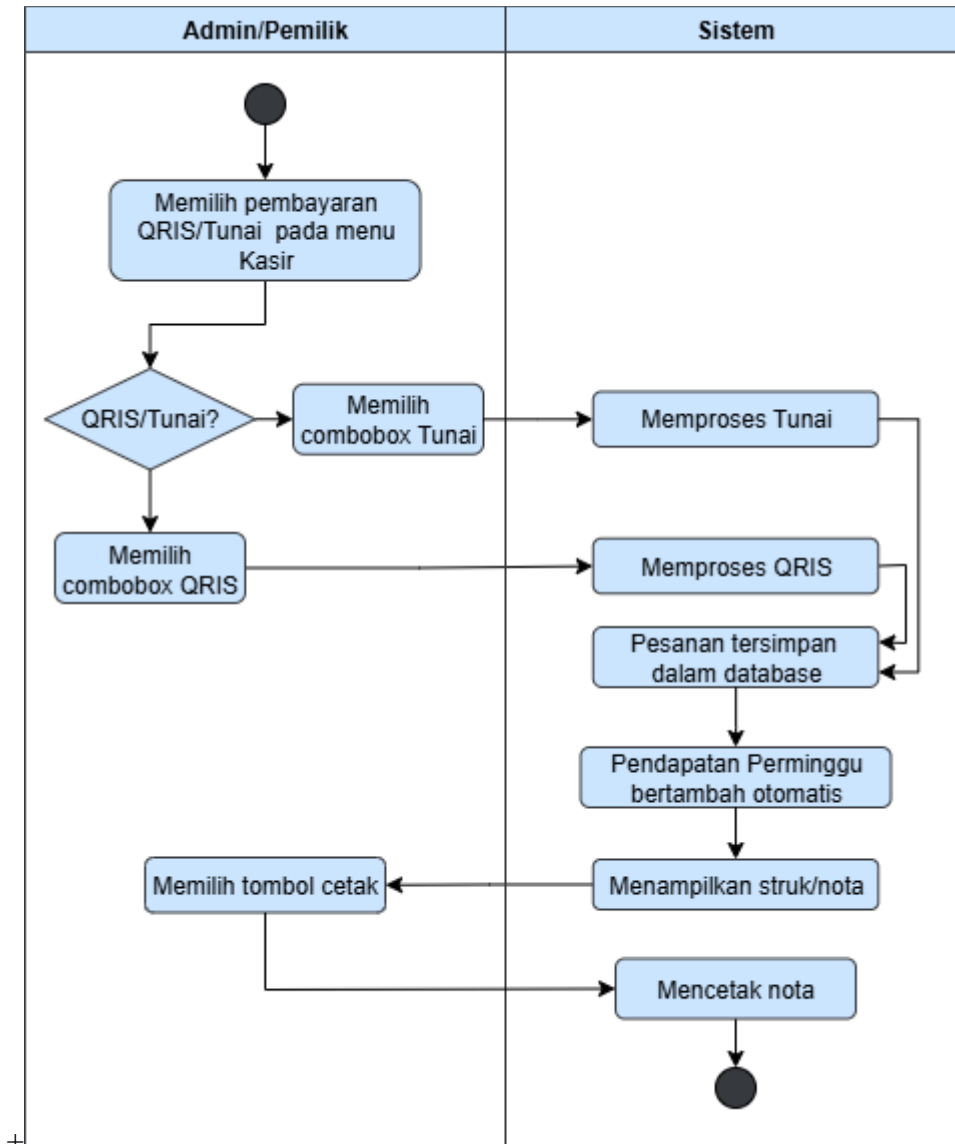


Figure 7. Payment Activity Diagram

Database

The following tables are designed based on the Class Diagram and include the data type of each field as well as Primary Key and Foreign Key information resulting from the relationships between tables [21]. This design meets the system’s requirements for structured, efficient data processing. By using Primary Keys, each record in a table can be uniquely identified, while implementing Foreign Keys enables relationships between tables, facilitating data integration and processing across entities.

Tabel 1. Item Database

Nama	Field	Keterangan
id_barang	int(11)	Primary Key
tanggal_masuk	Datetime	
Nama	varchar(50)	
Harga	int(11)	
Jumlah	int(11)	

Tabel 2. Transaction Database

Nama	Field	Keterangan
id_transaksi	bigint(20)	Primary Key
Total	bigint(20)	
Bayar	bigint(20)	
Kembali	bigint(20)	
payment_method	varchar(20)	
payment_status	varchar(20)	
order_id	varchar(50)	
created_at	Datetime	

Entity Relationship Diagram

This figure presents the Entity Relationship Diagram (ERD) of Loddy’s Pet Shop sales system application, designed to illustrate the relationships among entities in table form. The ERD serves as the foundation for developing the cashier system to facilitate transaction processing and data management at Loddy’s Pet Shop. In addition, it serves as a reference for database design, ensuring the system operates efficiently and in a structured manner.

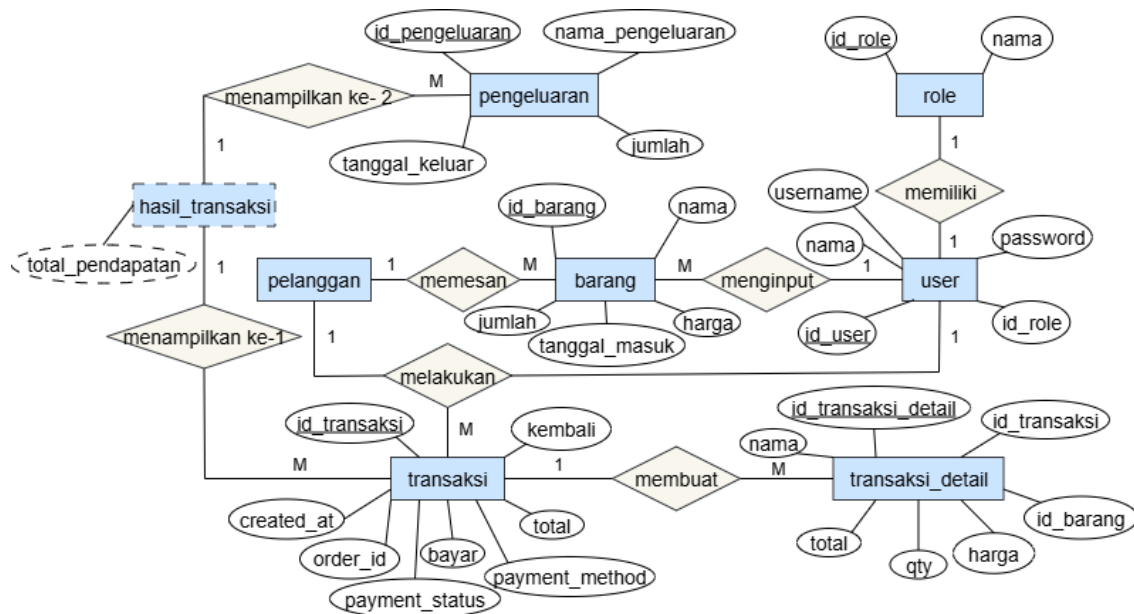


Figure 8. Entity Relationship Diagram

Test Normalization

This process involves dividing the data into small tables connected by primary and foreign keys, so that data is stored more efficiently and consistently [19].

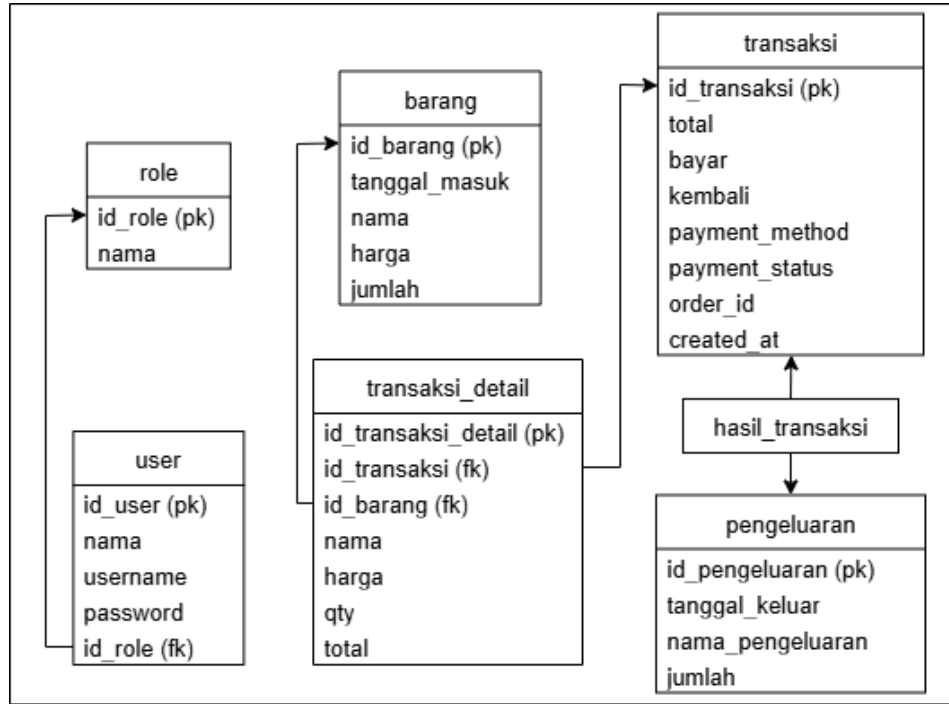


Figure 9. Third Normalization Test

3. RESULTS AND DISCUSSION

The QRIS-based payment system at Loddy's Pet Shop was developed using the PHP programming language and a MySQL database hosted on a web server. Apache handles data exchange between the web server and the browser, the web server engine. In practice, the web application can be run on a computer using a browser such as Mozilla Firefox or Google Chrome.

3.1. Results

Interface Implementation

Login Page

This page is the login interface used by the Store Manager, Cashier Admin, Warehouse Admin, and Staff (users). To access the dashboard based on their access rights, users must first enter their username or email address and password. If the login process is successful and the user's access rights match the assigned access rights, the user will be redirected to the dashboard page.

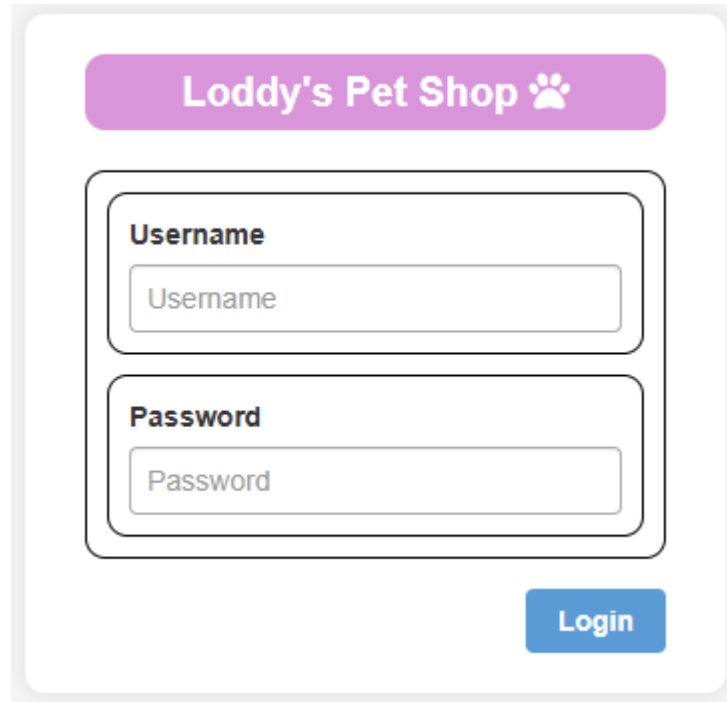


Figure 10. Login Page

Dashboard Page and List of Items

This page displays the Dashboard menu, which visually presents important information to facilitate data monitoring and analysis. As users add items, process transactions, or record expenses, the system automatically updates data such as Number of Items, Weekly Revenue, and Weekly Expenses.

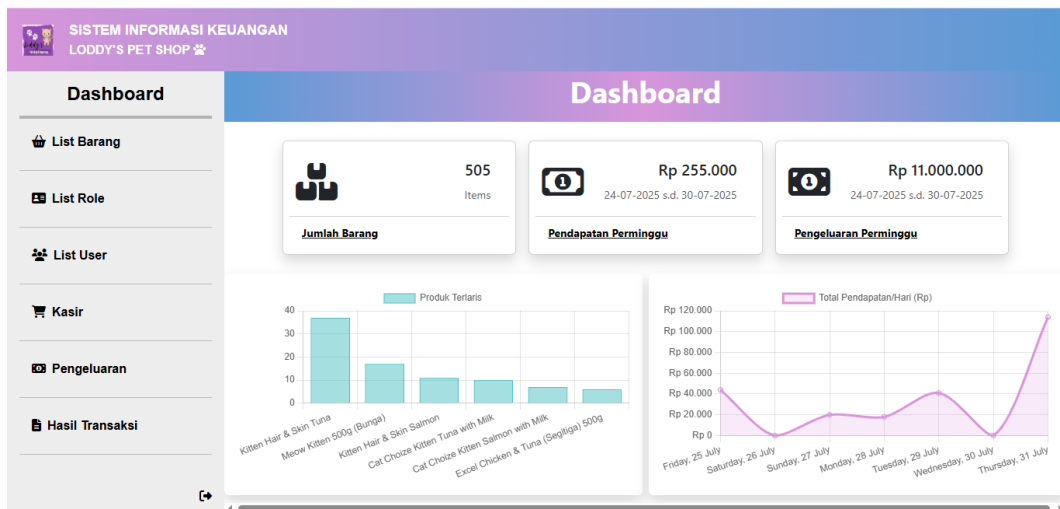


Figure 11. Dashboard Page

User List and Role List

The following displays two main menus: the User List Menu and the Role List Menu. The User List displays users registered in the system, while the Role List displays roles in the system. If the required role is not yet available, the Store Manager must first add it via the Role List menu before creating account data in the User List menu.

List User

Tambah data

ID User	Nama	Username	Password	Role Akses	Aksi
2	Adeline	adeline	12345	Admin Kasir	Edit Hapus
8	Bunga	bunga	12345	User	Edit Hapus
10	Loddy	loddy	Loddys1990	Pemilik	Edit Hapus
11	Belle	belle	12345	Admin Gudang	Edit Hapus

Figure 12. User List

List Role

Tambah Data

ID Role	Nama	Aksi
1	Admin Kasir	Edit Hapus
5	User	Edit Hapus
6	Pemilik	Edit Hapus
7	Admin Gudang	Edit Hapus

Figure 13. Role List

Payment Page

This page displays the Cashier menu, where the Cashier Admin or user can select items and enter quantities, which are then automatically added to the table. If a customer cancels a purchase, the cart can be reset by clicking the Reset Cart button. After the ordering process is completed, payment can be made in cash or via QRIS.

Kasir

Ketik nama barang [Tambah](#)

[Perbarui](#) [Reset Keranjang](#)

Nama	Harga	Qty	Subtotal	
Kitten Hair & Skin Tuna	20,000	<input type="text" value="2"/>	40,000	✕
Kitten Hair & Skin Salmon	20,000	<input type="text" value="1"/>	20,000	✕

Total Rp. 60,000

Metode Pembayaran:

[Selesai](#)

Figure 14. Cashier Page

1

<https://doi.org/10.58421/misro.v5i1.1008>

1141

Total Rp. 60,000

Metode Pembayaran

Tunai

Bayar

Rp. 100.000

Selesai

7

Figure 15. Cash Payment Page

Struk Pembayaran

Struk Pembayaran

31/07/2025 23:46:02

ID Transaksi: CASH-1753980362-5754

Nama Barang	Harga	Qty	Subtotal
Kitten Hair & Skin Tuna	20,000	2	40,000
Kitten Hair & Skin Salmon	20,000	1	20,000

Total: Rp 60,000

Metode: CASH

Bayar: Rp 100,000

Kembali: Rp 40,000

Status: Berhasil

Terima kasih telah berbelanja

Tutup Cetak

Figure 16. Cash Payment Receipt Page



Figure 17. Payment Page via QRIS

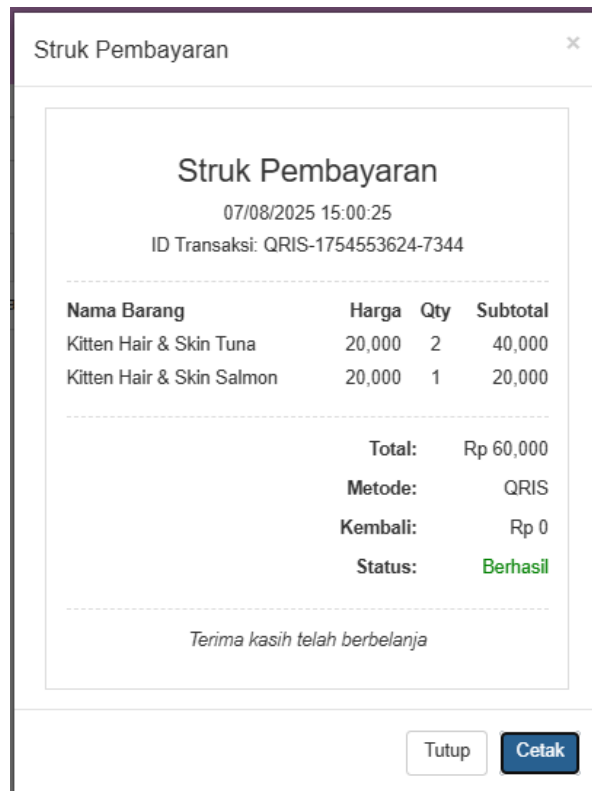


Figure 18. QRIS Payment Receipt Page

Procurement Page

The following displays two main menus: the Item List and Expenses. The Item List menu is used to add item data, while the Expenses menu records various expenses, such as purchases from suppliers or operational needs (e.g., employee salaries). The Expenses menu is designed similarly to the Role List and User List menus.

List Barang

Tambah data

Pilih Barang: Jumlah: OK

ID Barang	Tanggal Masuk	Nama	Harga	Jumlah Stok	Aksi
5	03-06-2025 22:23	Meow Kitten 500g (Bunga)	22000	36	Edit Hapus
6	03-06-2025 22:24	Excel Chicken & Tuna (Segiliga) 500g	12500	9	Edit Hapus
7	03-06-2025 22:24	Meow Persian Adult 500g (Bintang)	22000	9	Edit Hapus
8	03-06-2025 22:24	Meow Persian Kitten (Kotak)	23000	22	Edit Hapus
9	03-06-2025 22:25	Meow Salmon 500g	18000	9	Edit Hapus

Figure 19. List of Items

Pengeluaran

Tambah Data

ID Pengeluaran	Tanggal Keluar	Nama Pengeluaran	Jumlah (Rp)	Aksi
3	25-07-2025 00:18	Gaji Karyawan	Rp 10.000.000	Edit Hapus
4	25-07-2025 00:18	Sedekah	Rp 500.000	Edit Hapus
5	25-07-2025 00:19	Uang Makan Karyawan	Rp 500.000	Edit Hapus
6	06-08-2025 22:10	Ambil Barang 1 Truk	Rp 3.000.000	Edit Hapus

Figure 20. Expense Menu

Sales Results Payment Report Page

This page displays payment data for all transactions carried out through the Cashier menu. The Store Manager or Cashier Admin can view detailed transaction data and total revenue for a selected date.

Transaksi

Dari: 📅 Sampai: 📅 Tampilkan Reset Cetak Hasil Transaksi

ID Transaksi	Tanggal	Total	Bayar	Kembali	Metode	Status	ID Order
123	2025-08-06 23:10:50	19.600.000	20.000.000	400.000	cash	paid	CASH-1754496650-2899
122	2025-08-06 00:54:04	55.000	55.000	0	qris	paid	QRIS-1754416440-2365
121	2025-08-06 00:45:49	23.000	100.000	77.000	cash	paid	CASH-1754415949-1066
120	2025-08-06 00:43:41	18.000	100.000	82.000	cash	paid	CASH-1754415821-6571

Figure 21. Transaction Menu

NO	KETERANGAN	JUMLAH
1	Pendapatan	Rp 22.348.000
2	Pengeluaran	Rp 14.000.000
TOTAL :		Rp 8.348.000

Figure 22. Sales Report ('Print Transaction Results' button)

3.2. Discussion

Based on the implementation results, the QRIS-based payment system at Loddy's Pet Shop successfully overcomes the weaknesses of the previous manual transaction system, which was prone to calculation errors, data inaccuracies, and transaction delays during busy hours. By automating sales recording, total payment calculation, and receipt generation for both cash and QRIS transactions, the system improves transaction efficiency and reduces human error [22].

The implementation aligns with the national digital payment standard issued by Bank Indonesia through the QRIS regulation [23], which aims to standardize QR code payments and increase transaction efficiency and security [24]. The use of dynamic QRIS codes generated through Midtrans integration ensures that each transaction contains a unique payment value, thereby reducing the risk of mismatched payments and enhancing transaction validation [25].

These findings are consistent with previous studies indicating that QRIS adoption supports the digitalization of MSMEs and improves transaction effectiveness [26]. Research by Sinaga et al. also shows that QRIS usage contributes to increased transaction performance and operational efficiency in small businesses [27]. Furthermore, QRIS implementation has been found to support better financial governance and transaction recording among MSMEs [26]. Similar to those findings, the developed system not only accelerates the payment process but also improves financial data organization through automated reporting features.

Unlike prior research that mainly discusses QRIS from a digital adoption or policy perspective, this study emphasizes the integration between a sales information system and a payment gateway to create a comprehensive transaction management solution tailored to the operational needs of Loddy's Pet Shop. The system generates automated transaction and income reports based on selected dates, supporting managerial monitoring and decision-making.

Overall, the system meets the research objectives by improving efficiency, accuracy, and service quality. However, it remains limited to a web-based local server environment and depends on stable internet connectivity for QRIS transactions. Future development may include cloud-based deployment and mobile platform integration to enhance scalability and accessibility.

4. CONCLUSION

Based on the results of the system implementation, several conclusions can be drawn as follows:

- a. The QRIS system was designed to replace manual transaction recording using receipt books, making the transaction process more modern and efficient.
- b. The integration of automated transactions and payment processes minimizes errors in recording prices and item quantities and accelerates transaction processing, thereby reducing customer waiting time.
- c. Automated financial and inventory recording ensures that data are consistently, accurately, and systematically maintained, enabling easier monitoring of cash flow and best-selling products.

ACKNOWLEDGEMENTS

The authors would like to express their sincere gratitude to the lecturers and academic community of Sekolah Tinggi Ilmu Komputer Poltek Cirebon for their guidance, direction, and valuable input throughout the research process. The authors also extend their appreciation to Loddy's Pet Shop Cirebon for granting permission and providing data support for this research.

REFERENCES

- [1] B. T. Pranata and W. Yahyan, "Perancangan Sistem Informasi Pengolahan Data Penjualan Dan Pembelian Pada Milenia Pet Shop Padang Berbasis Web," *Jurnal Manajemen Teknologi Informatika*, vol. 1, no. 1, pp. 23–33, Apr. 2023, doi: 10.70038/jentik.v1i1.4.
- [2] S. Suliah and S. Samsugi, "Sistem Aplikasi Kasir Berbasis Android Pada SMK Al-Huda Jatiagung," pp. 154–165, 2023.
- [3] F. Ramadhani and A. Satria, "Design of a Financial Report Information System in a Pharmacy K-24".
- [4] D. A. N. Mysql, D. I. Cv, and K. Baru, "JURNAL FAIR VALUE," vol. 04, no. 01, pp. 27–39, 2021.
- [5] A. Yasinta Permana and A. Voutama, "Pemodelan UML Pada Sistem Penjualan Sembako Di Toko Amshop," *Information Management for Educators and Professionals*, vol. 7, no. 1, pp. 41–50, 2022.
- [6] M. I. T. Maulana, N. Dahri, and W. Yahyan, "Jurnal manajemen teknologi informatika," *Sistem Informasi Pengelolaan Nilai Berbasis Web Pada Sdn 13 Purus M.*, vol. 1, no. 2, pp. 66–74, 2023.
- [7] L. P. Mahyuni and I. W. A. Setiawan, "Bagaimana QRIS menarik minat UMKM? Sebuah model untuk memahani intensi UMKM menggunakan QRIS," *Forum Ekonomi*, vol. 23, no. 4, pp. 735–747, 2021, doi: 10.30872/jfor.v23i4.10158.
- [8] I. Qris, S. Pembayaran, and D. Dan, "Medani : Jurnal Pengabdian Masyarakat Implementasi Qris Sebagai Pembayaran Digital Dan Edukasi Tata Kelola Keuangan Pada UMKM Dalam Menuju Era," vol. 04, no. 3, 2025.
- [9] W. Waziana, "Utilization of Information Systems In Web Mobile-Based School Financial Administration Management," vol. 2, no. 2, pp. 60–67, 2023.
- [10] S. Wahyuni and I. Abdul Aziz, "Pengembangan Sistem Informasi Administrasi Petshop Berbasis Web Dengan Metode Framework for the Application System Thinking (FAST)," *Informatics and Digital Expert (INDEX)*, vol. 5, no. 1, pp. 9–15, Mar. 2024, doi: 10.36423/index.v5i1.1011.
- [11] M. M. Dr. Kasmir, S.E., *Pengantar Metodologi Penelitian (untuk Ilmu Manajemen, Akuntansi, dan Bisnis)*, 1 st. Depok: Rajagrafindo Persada, 2022.
- [12] M. S. Rinelda and S. Saepudin, "Sistem Informasi Penjualan Makanan Hewan (Studi Kasus Happy Tri Pet Shop Bogor)," pp. 266–269, 2021.
- [13] V. Y. P. Ardhana, "Perancangan Sistem Informasi Kedai Kopi Menggunakan Metode Rapid Application Development (RAD)," *JDMIS: Journal of Data Mining and Information Systems*, vol. 2, no. 1, pp. 43–49, 2024, doi: 10.54259/jdmis.v2i1.2422.
- [14] Z. Dwiansyah, Y. Efendi, K. Karpen, and S. Imardi, "Implementasi Metode Rapid Application Development (RAD) dalam Pengembangan Media Promosi Pesantren," *Journal of Instructional and Development Researches*, vol. 4, no. 5, pp. 402–417, 2024, doi: 10.53621/jider.v4i5.354.

- [15] D. D. Ramadhan, R. Mumpuni, and A. N. Sihananto, "Implementasi Metode Rapid Application Development (Rad) Dalam Pengembangan Sistem Enterprise Industri Tekstil Berbasis Website," *Jurnal Informatika dan Teknik Elektro Terapan*, vol. 12, no. 3S1, 2024, doi: 10.23960/jitet.v12i3s1.5222.
- [16] D. D. Ramadhan, R. Mumpuni, and A. N. Sihananto, "Implementasi Metode Rapid Application Development (Rad) Dalam Pengembangan Sistem Enterprise Industri Tekstil Berbasis Website," *Jurnal Informatika dan Teknik Elektro Terapan*, vol. 12, no. 3S1, 2024, doi: 10.23960/jitet.v12i3s1.5222.
- [17] Y. A. Singgalen, "Implementation of Rapid Application Development (RAD) for Community-based Ecotourism Monitoring System," *Journal of Information System Research (JOSH)*, vol. 5, no. 2, pp. 520–530, 2024, doi: 10.47065/josh.v5i2.4749.
- [18] M. Selvaraj and A. A. Aziz, "Utilizing Flow Chart in Writing Narrative Essay: English as Second Language Students' Perceptions," *International Journal of Academic Research in Business and Social Sciences*, vol. 10, no. 3, pp. 1–16, 2020, doi: 10.6007/ijarbss/v10-i3/7017.
- [19] Dr. R. Ganesh and Dr. G. Prabu, "Determination of Internet Banking Usage and Purpose with Explanation of Data Flow Diagram and Use Case Diagram," *International Journal of Management and Humanities*, vol. 4, no. 7, pp. 52–58, 2020, doi: 10.35940/ijmh.g0674.034720.
- [20] R. Fauzan, D. Siahaan, S. Rochimah, and E. Triandini, "Automated Class Diagram Assessment using Semantic and Structural Similarities," *International Journal of Intelligent Engineering and Systems*, vol. 14, no. 2, pp. 52–66, 2021, doi: 10.22266/ijies2021.0430.06.
- [21] K. 'Afiifah, Z. F. Azzahra, and A. D. Anggoro, "Analisis Teknik Entity-Relationship Diagram dalam Perancangan Database Sebuah Literature Review," *Intech*, vol. 3, no. 2, pp. 70–74, 2022, doi: 10.54895/intech.v3i2.1682.
- [22] M. M. Andhika, M. Ariani, and B. Budiarto, "Tantangan Perkembangan Teknologi Melalui Metode Pembayaran Qris Bagi Umkm Dan Konsumen," *Jurnal Ilmiah Manajemen, Ekonomi, & Akuntansi (MEA)*, vol. 9, no. 1, pp. 1522–1539, 2025, doi: 10.31955/mea.v9i1.5233.
- [23] B. Indonesia, "Peraturan Anggota Dewan Gubernur Nomor 23/8/PADG/2021 Tentang Perubahan Atas Peraturan Anggota Dewan Gubernur Nomor 21/18/PADG/2019 Tentang Implementasi Standar Nasional Quick Response Code Untuk Pembayaran," *30 April*, pp. 1–5, 2021, [Online]. Available: https://www.bi.go.id/id/publikasi/peraturan/Pages/PADG_230821.aspx
- [24] A. Kurbani, Adelia, and N. Novalia, "Pengaruh Persepsi Kemanfaatan QRIS Dan Kemudahan QRIS Terhadap Efisiensi Pembayaran Digital Pada Mahasiswa Universitas PGRI Palembang," *INNOVATIVE: Journal Of Social Science Research*, vol. 4, no. 4, pp. 12461–12472, 2024, [Online]. Available: https://j-innovative.org/index.php/Innovative/article/view/14491%0Ahttp://dspace.ucuenca.edu.ec/bitstream/123456789/35612/1/Trabajo_de_Titulacion.pdf%0Ahttps://educacion.gob.ec/wp-content/uploads/downloads/2019/01/GUIA-METODOLOGICA-EF.pdf%0Ahttp://dx.doi
- [25] F. I. , & B. M. Kusumaningtyas, "Pengaruh Penggunaan Qris Sebagai Metode Pembayaran Terhadap Pengembangan UMKM Di Kabupaten Sleman Sejak Pandemi Covid-19. *Journal of Economics and Business UBS*, 12(3), 1603-1616.," vol. 12, no. 3, 2023.
- [26] I. Pekalongan and I. Pekalongan, "Implementation of QRIS-Based Payments Towards the Digitalization of Indonesian MSMEs Arum Candra Sari Hendri Hermawan Adinugraha Abstrak Background The Covid-19 pandemic that occurred in 2019 has become the biggest challenge for every country in the world," vol. 5, no. 2, 2021.
- [27] A. P. Sinaga, M. Jannah, T. A. Raafigustina, S. Sitompul, and S. Lusa, "Efektifitas Penggunaan Mobile Payment Qris dalam Meningkatkan Penjualan UMKM di Bidang Kuliner (Studi UMKM Suryakencana Bogor)," *Jurnal Impresi Indonesia*, vol. 4, no. 9, pp. 3334–3341, 2025, doi: 10.58344/jii.v4i9.6913.